



ECO-INNOVATION
WHEN BUSINESS MEETS THE ENVIRONMENT

First overview of the Call 2012 CIP Eco-Innovation

First application and market replication projects

EACI

Unit 3: Eco-Innovation - Market Replication

November 2012

Summary

By the deadline of the Call 2012, 284 proposals had been submitted, a figure comparable to the 279 proposals submitted to the Call 2011. In total 916 participants¹ from 31² countries took part in the proposals. Green Business and Recycling are the two sectors that attracted the most proposals. The total funding request is roughly EUR 196 million³. Almost 67% of the participants taking part in proposals are SMEs as in previous calls and less than 7% of the projects do not involve any SME. Approximately half of the proposals (53%) involve participants from different countries and 76% have more than one partner. In conclusion, a high number of proposals as in previous years with a very high number of SMEs.

1. Geographical distribution

The submitted proposals comprise 916 participants from 31 countries (see figure 1): Spain (242 participants) and Italy (207) have the largest number of participants, followed by the United Kingdom and the Netherlands (58) and France (53). Comparing the 2012 top-10 countries with the 2011 Call, some countries such as Spain (38%), Slovenia (35%) and Germany (30%) increased their participation. On comparison Italy, Greece, Austria and Belgium there was a decrease of the number of participants.

No proposals were received from Lithuania, Liechtenstein, Finland, Estonia, Cyprus and Albania. The Slovak Republic is participating for the first time and has a representation of 10 participants.

¹ In this document, participant means coordinator or partner of a proposal, and number of proposals equal to number of coordinators.

² In total there are 37 eligible countries: EU27, Norway, Iceland, Liechtenstein, Croatia, Former Yugoslav Republic of Macedonia (FYROM), Montenegro, Israel, Turkey, Serbia and Albania.

³ Six proposals do not request any EU funding but are included in the calculations, same for those that requested more than 50% per project.

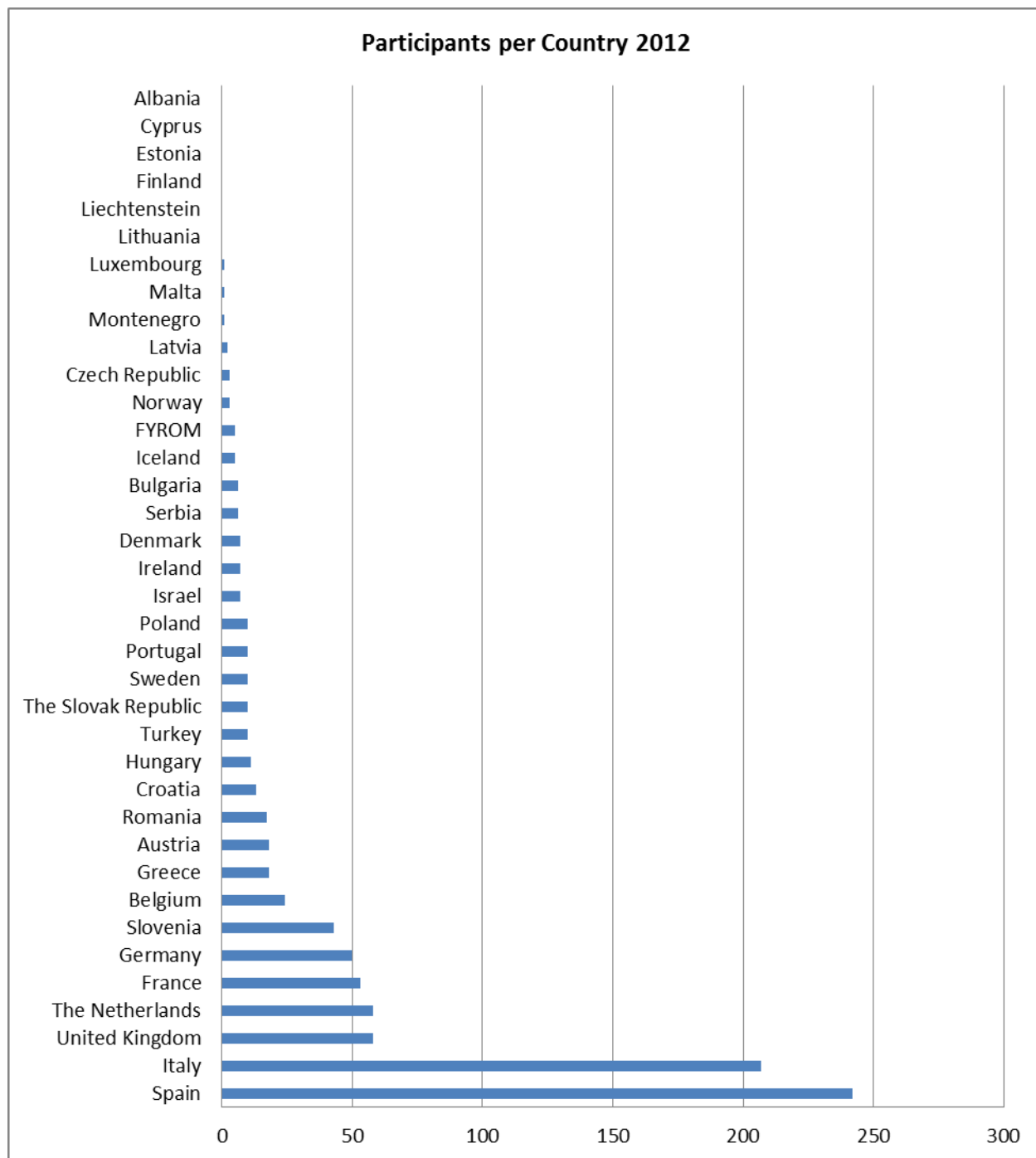


Figure 1 Countries involved in Call 2012 proposals

Around 47% of the proposals originated from one country, while 53% are submitted by multinational consortia -a 4% increase compared to last year. In total 76% of the proposed projects were submitted by a consortium, composed of participants from one or several countries. The average number of participants in the submitted proposals is three, with a maximum number of 10 members per consortium.

Regarding the duration of the proposed projects, about 42% of the proposals have a life span of 36 months (the maximum project length allowed under the Eco-Innovation programme), while around 58% of the proposed projects are shorter projects, with duration of 30 months or less.

2. Sector aspects

According to the aim of the Eco-innovation initiative, the 284 submitted proposals in the Call 2012 were arranged into five sectors:

- Buildings
- Food and Drink
- Green Business
- Recycling
- Water

Green Business (33%) and Recycling (20%) are the sectors that received the highest numbers of proposals, followed by Water, Buildings, Food and Drink and "Others" – collecting proposals from different sectors. The new priority area "Water" doubled the 7% value from last year to 14% in 2012. Within the sector of Green Business, 7% of the proposals were classified as Clean Production. See figure 2.

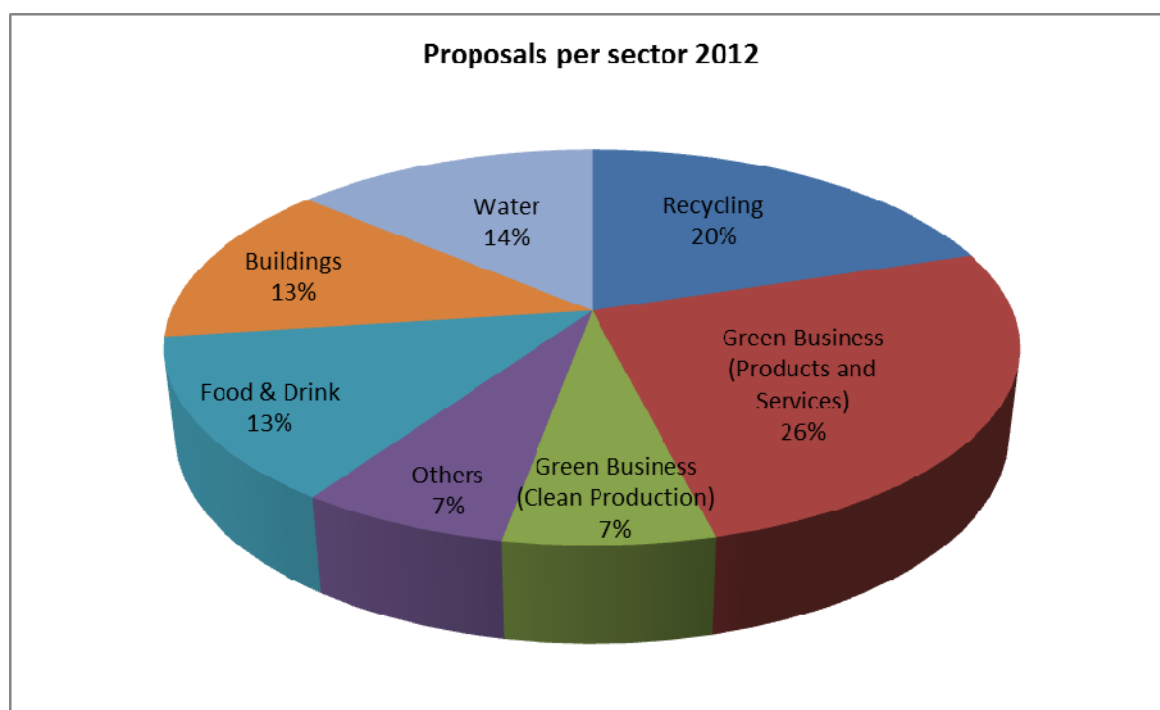


Figure 2 Proposals per sector in Call 2012

3. Characteristics of the participants

The participants represent different parts of society and many different fields such as chemistry, textile, construction, new products, materials, technology providers, consulting, industry design and production, environment, waste and water management. Around 78% are private sector and 20% are Universities and Research Institutes. The other 2% comprises regulatory bodies and public authorities. Compared to previous Calls, the numbers are similar. Furthermore, most of the participants are from industry (36%), suppliers of technology and products (18%) and research organisations and Universities (20%), see figure 3.

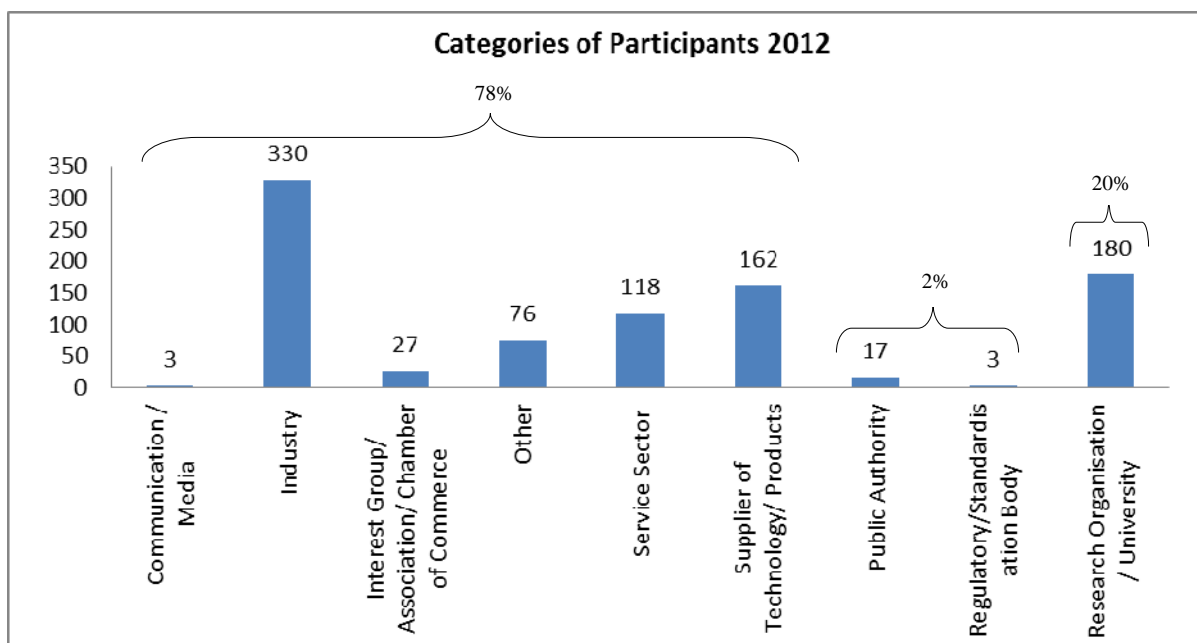


Figure 3 Categories of the participants in Call 2012

4. The Call 2012 compared to the previous calls

The number of proposals in the Call 2012 is similar to that of the Call 2011 but the number of participants is higher. Since 2010 the total requested EC funding has decreased from 264M€ to roughly EUR 196M€ a decrease of 26%. This is perhaps due to the current economic situation. As mentioned earlier, the large number of SMEs is continuous throughout the calls. Around 67% of the participants are SMEs.

	Call 2008	Call 2009	Call 2010	Call 2011	Call 2012
Number of proposals	134	202	287	279	284
Number of participants	444	614	895	860	916
Requested funding³ (M€)	110	150	264	199	196
Average requested funding (k€)	830	770	921	712	690
SME (%)	74	70	66	67	67

Table 1 Comparison of the Call 2008, 2009, 2010, 2011 and 2012

5. Next steps

The evaluation of the proposals is currently ongoing and will continue until February 2013. This will result in a decision on which projects will receive funding. Thereafter, the selected projects will be negotiated from March to August 2013, with the first projects starting in April 2013.